





# SAS MESH



# Mesh



An increasingly popular material option, mesh is an ideal choice to achieve contemporary design aesthetics and is an alternative option to exposed soffit. Across commercial, transportation, retail, leisure and educational sectors, we work directly with architects, designers and contractors to meet the desired aesthetic and functional needs of the project.

SAS Mesh has a wide range of pattern and finish options and can be manufactured to the specifiers shape and design.

---

## System Features

Specified for its textured appearance, the additional main features of SAS International mesh panels include:

- Compatible with multiple SAS systems
- Available in six patterns and the full range of RAL colours
- Incorporates M&E services and complex building layouts
- Adjustable to bespoke designs

---

## Tile Shape & Design

Mesh can be designed and manufactured in a wide range of patterns including profiles that are round, square, diamond and hexagonal.

For best results and to maximise the strength of the material, mesh should be specified with the long-way pattern direction across the tile width.

Specification considerations for mesh include:

- Visible face ('A' face as standard)
- Open view orientation
- Longway direction (across width as standard)
- Pattern selection
- Finishes and integration requirements

---

## Bespoke Designs

Non-standard, bespoke options can also be manufactured to specification. Please contact our technical design team for more information on bespoke mesh patterns and applications, access, security, service integration and load support.

---

## Finishes Availability

- Coating – Polyester powder coat
- Colour – Available in a full range of RAL PPC

---

## Lighting and Integration

Various effects can be achieved using light location. From discreet illumination to bold up-lighting, the expanded metal provides multiple possibilities.

Like other suspended metal ceilings, the system can also be designed with cut outs for lights and sensors. For precise and secure integration, flanged lights and vents are recommended and should be independently supported.

---

## Texture (A and B side)

The mesh manufacture process results in the material having a different appearance depending on which face is visible. Tiles are manufactured with the "A Face" visible as standard but if desired the "B face" could be specified as the finished face.

The "A" side of the tile is smoother with more gentle curves while the "B" side has a more pronounced texture. Depending on aesthetic preference, specifiers will need to choose their preferred visible face.

---

## Acoustic Performance

Acoustic pad is optional (16x80Kg/m<sup>3</sup> density mineral-wool pad tissue wrapped).

Other acoustic treatments are available, depending on project requirement. Please contact our technical department for more information.

---

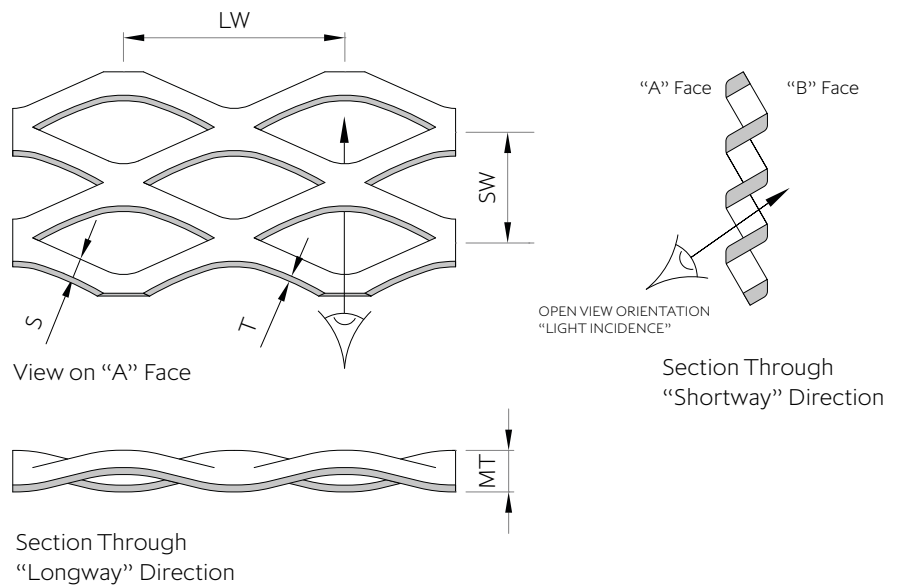
## Storage and Handling

Full PPE must be worn due to the nature of mesh.

# Mesh | Overview

## Orientation

Mesh is an excellent architectural material because of its textured surface providing depth and visual interest. The appearance of mesh changes when viewed from different angles defined as 'open view' and 'closed view'. The 'open view' allows light to pass through the gaps while the 'closed view' reflects light on the surface depending on the viewer's perspective.



- LW** Long Way
- SW** Short Way
- S** Strand Width
- T** Strand Thickness
- MT** Mesh Thickness

## Compatible Systems

SAS systems compatible with mesh are:

- SAS130
- SAS200 and SAS205
- SAS320 and SAS330
- SAS600 rafts

| Name   | Reference | System Compatibility |         |     |     |     | Pattern Sw (mm)<br>LW x SW – S x T | Open Area %<br>(approximate) |
|--------|-----------|----------------------|---------|-----|-----|-----|------------------------------------|------------------------------|
|        |           | 130                  | 200/205 | 320 | 330 | 600 |                                    |                              |
| Celtic | SAS-DL    |                      |         |     |     |     | 43 x 13 – 2.5 x 1.5                | 60%                          |
| Tene   | SAS-DML   |                      |         |     |     |     | 28 x 10 – 2 x 1.5                  | 55%                          |
| Brig   | SAS-DM    |                      |         |     |     |     | 16 x 8 – 2 x 1                     | 50%                          |
| Tara   | SAS-DS    |                      |         |     |     |     | 10 x 5.8 – 1.5 x 1                 | 47%                          |
| Kells  | SAS-HM    |                      |         |     |     |     | 15 x 6.5 – 1.3 x 1                 | 63%                          |
| Vix    | SAS-HS    |                      |         |     |     |     | 10 x 5 – 1 x 1                     | 58%                          |

Non-standard, bespoke options can also be manufactured to specification. For more information on bespoke mesh patterns and applications, please contact our technical design team.

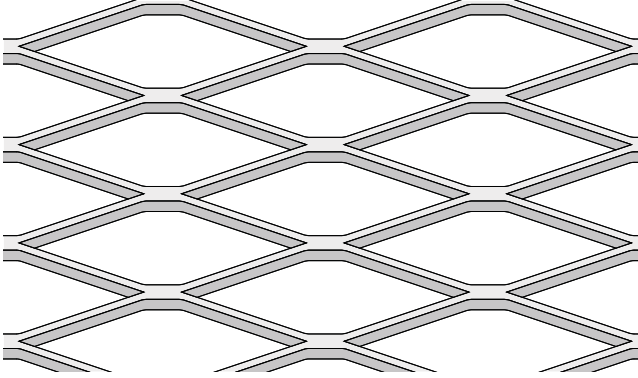
# Mesh | Overview

---

## Celtic

Reference: SAS-DL

Size (mm): 43 (LW) x 13 (SW) – 2.5 (S) x 1.5 (T)

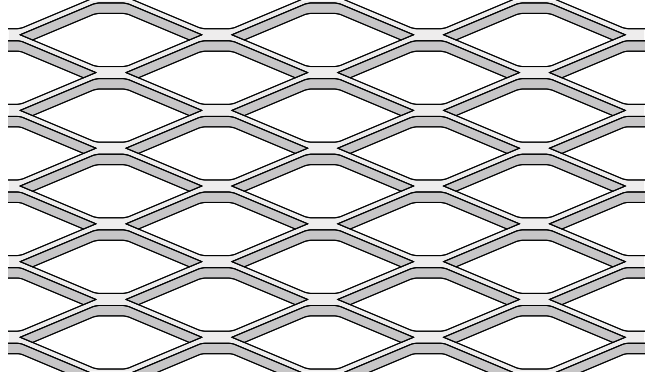


---

## Tene

Reference: SAS-DML

Size (mm): 28 (LW) x 10 (SW) – 2 (S) x 1.5 (T)




---

## Brig

Reference: SAS-DM

Size (mm): 16 (LW) x 8 (SW) – 2 (S) x 1 (T)




---

## Tara

Reference: SAS-DS

Size (mm): 10 (LW) x 5.8 (SW) – 1.5 (S) x 1 (T)

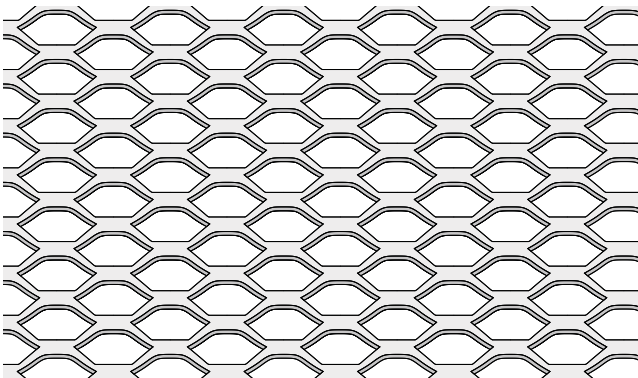


---

## Kells

Reference: SAS-HM

Size (mm): 15 (LW) x 6.5 (SW) – 1.3 (S) x 1 (T)

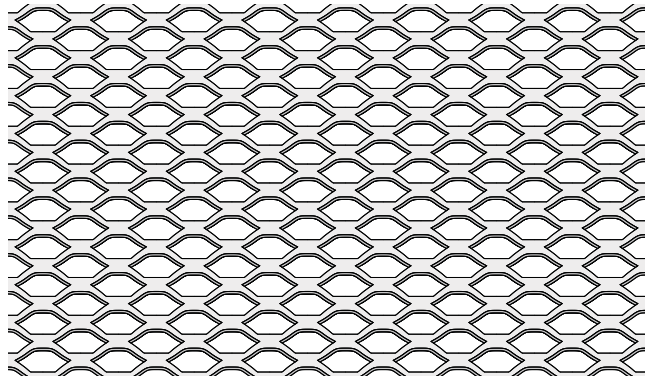


---


## Vix

Reference: SAS-HS


Size (mm): 10 (LW) x 5 (SW) – 1 (S) x 1 (T)




**Celtic**  
**A Face**




**B Face**



**Tene**  
**A Face**




**B Face**




---

**Brig**

**A** Face



**B** Face



---

**Tara**

**A** Face




**B** Face




---

**Kells**

**A** Face




**B** Face




---

**Vix**

**A** Face



**B** Face





Mesh

St Patricks College

Location  
**Dublin, Ireland**  
Architect  
**RMJM and Taylor  
Architects**

Contractor  
**JJ Rhatigan**  
Purpose  
**Education**





Mesh

Hubspot

Location  
**Dublin, Ireland**  
Architect  
**Henry J Lyons**

Contractor  
**Sonica**  
Purpose  
**Commercial**



Mesh

KPMG

Location  
**Glasgow, Scotland**  
Architect  
**Michael Laird  
Architects**

Contractor  
**ISG Plc**  
Purpose  
**Commercial**




Mesh

Bauhaus

---

Location  
**Manchester, UK**  
Architect  
**Space Invader Design**

Contractor  
**ARDMAC  
Performance  
Contracting Ltd**  
Purpose  
**Commercial**



Mesh

One New Change

Location  
**London, UK**  
Architect  
**Jean Nouvel with  
Sidell Gibson  
Architects**

Contractor  
**Lendlease**  
Purpose  
**Retail**



Mesh

21 Soho Square

---

Location  
**London, UK**  
Architect  
**Buckley Gray and  
Yeoman**

Contractor  
**Collins Construction  
Plc**  
Purpose  
**Commercial**




Mesh

Atrium

---

Location  
**Dublin, Ireland**  
Architect  
**Plus Architecture**

Contractor  
**Mac Interiors**  
Purpose  
**Commercial**



Mesh

Commercial Office, London




SAS Plus offers the system designer access to SAS' in-house design team to collaborate on bespoke ceiling specification. Systems can be variants of standard SAS offerings, or completely bespoke designs.

**Call us for more details.**

 [sasint.co.uk](https://sasint.co.uk)

 [enquiries@sasint.co.uk](mailto:enquiries@sasint.co.uk)

 **+44 (0) 1189 290 900**

**SAS International  
28 Suttons Business Park  
London Road  
Reading  
Berkshire  
RG6 1AZ**